

WE 5000 Series Conveyor Belt Wheel Sensor Utilising AE series sensors


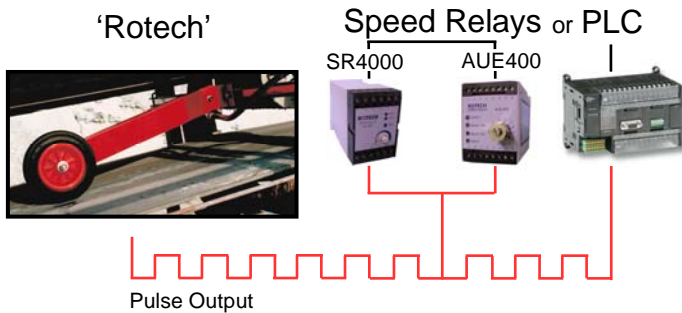
For monitoring belt speed, slip & distance measurement

Tough, robust and easily installed, units are designed for long and durable service in the harshest of environments.

For monitoring:

- Belt speed
- Belt slip
- Belt Stopped
- Belt Weighers (Tachometer)
- Distance/length measurement
- Rotation control/sequencing

APPLICATION EXAMPLE:

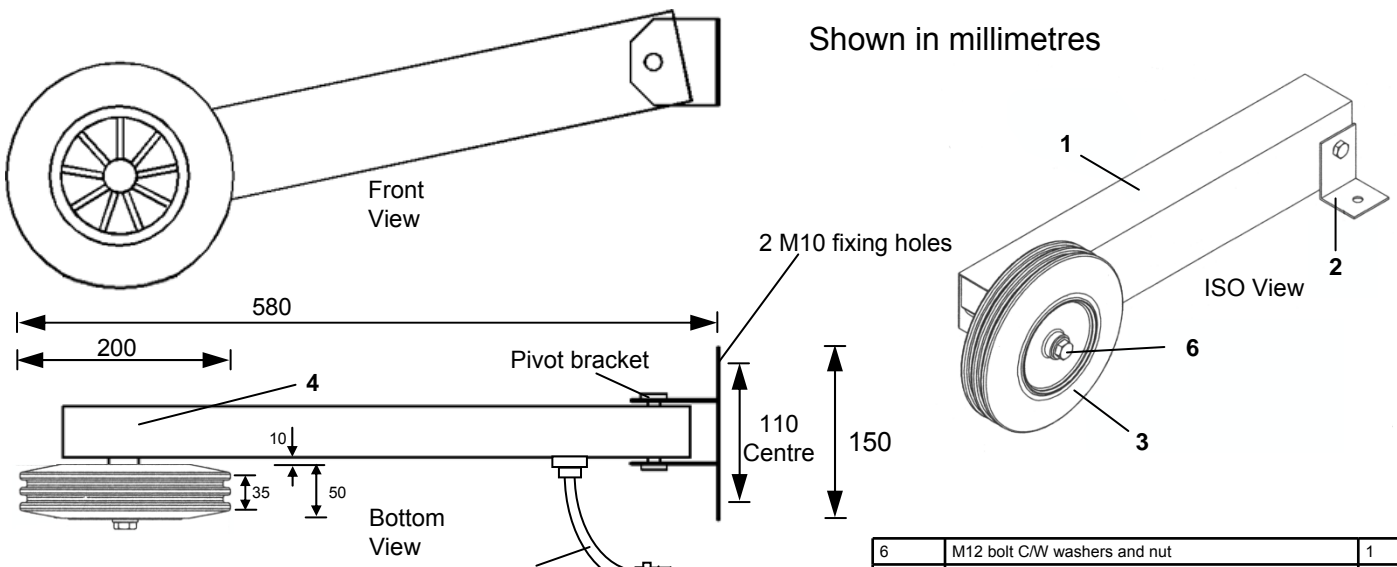


FEATURES:

- Totally enclosed & self contained trailing arm running on return side of conveyor belt
- Maintenance free for maximum reliability
- Non standard wheel diameters available
- "Rapid fix" installation kits available
- 1 to 1000 pulses per revolution (multiple outputs ac/dc supply voltages)
- Environment ingress - IP67
- 25 to +100 deg Celsius versions



Dimensions and Installation Information



Shown in millimetres

Electrical Outputs

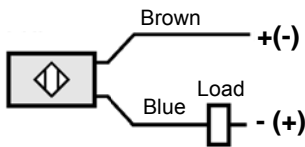
Available Pulse Rates (PPR)

1, 2, 4, 5, 6, 8, 10, 12, 16, 20, 30, 32, 40, 50, 60, 100, 120, 180, 240, 250, 300, 360, 500, 1000
(Dependent Upon Output Type)

Refer to commissioning and testing information

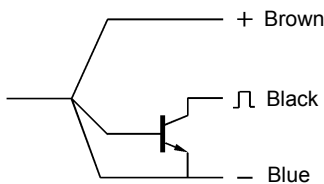
6	M12 bolt C/W washers and nut	1
5	Flexible liquid tight conduit – 16mm DIA x 900mm long	1
4	AE 2000 Series unit (enclosed within frame)	1
3	Solid rubber wheel	1
2	Pivot bracket	2
1	Fabricated steel frame	1
Item	Description	Qty

Type Z (2 Wire Non Polarized) 10-30Vdc



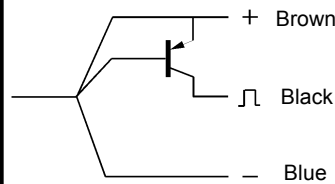
Max frequency = 1500Hz

Type E (N.P.N) 10-30Vdc Current sink



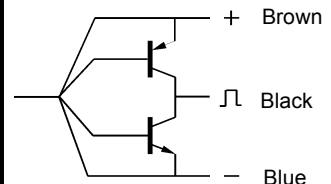
Max frequency = 600Hz

Type E2 (P.N.P) 10-30Vdc Current source



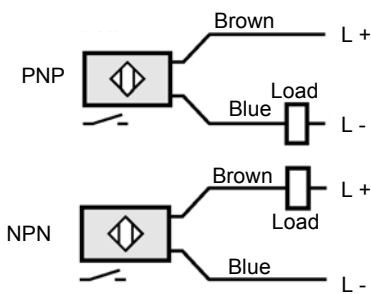
Max frequency = 600Hz

Type E3 (N.P.N + P.N.P – 3 wire) 10-30Vdc Bi-polar – Current sink/source



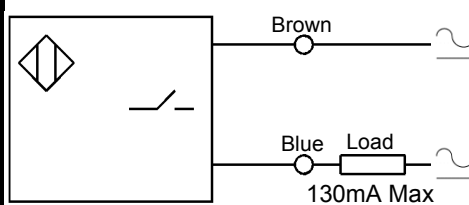
Max frequency = 1000Hz

Type E4 (N.P.N + P.N.P. – 2 Wire) 10-30Vdc Bi-polar – Current sink/source



Max frequency = 1300Hz

Type W 20-240V AC/DC 50/60Hz (1 to 30 PPR only)

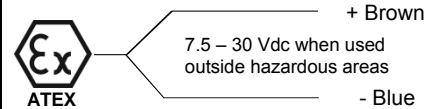


Note
Minimum operating current = 5mA

Max frequency = 25Hz (AC) 1000Hz (DC)

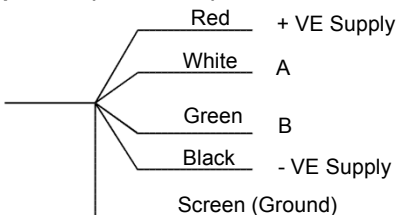
Type N (Namur) 8-2 Vdc (1KΩ) Intrinsically safe circuits

The voltage and current characteristics of NAMUR sensor outputs are so low that they can be safely used in explosive environments. The power limitation is implemented in the corresponding equipment. This means that the circuit containing a NAMUR proximity sensor is only intrinsically safe if it is supplied via a corresponding isolating amplifier. Contact Rotech Systems for details of amplifiers available.

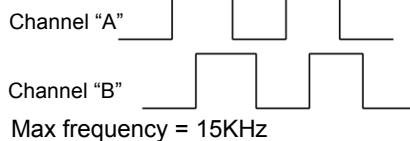


Max frequency = 2000Hz

Type E3 Q (Quadrature) 10-30Vdc

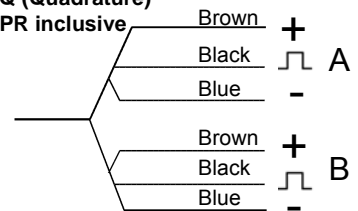


CH "A" Leads CH "B" for clockwise rotation viewed from shaft end of encoder



Max frequency = 15KHz

Type E2 Q (Quadrature) 1 to 40 PPR inclusive



Max frequency = 600Hz

ROTECH SYSTEMS

Tel : +44 (0)151 356 2322 Website: www.rotechsystems.co.uk

Fax: +44 (0)151 356 2437 Email: sales@rotechsystems.co.uk



Monitoring the world since 1983