



ROTECH FOR RELIABILITY!

Why Accept Anything Less?

SSE 2000 Series Stainless Steel Body Ultra Heavy Duty – End of Shaft



ROTECH is proud to present the new stainless steel body ultra heavy duty range of shaft motion sensors & encoders designed to suit the most arduous environments in:-
Food processing, pharmaceutical, offshore, chemical, mining, quarrying and many, many more!

Installation is simple and easy, just one M12 or M16 threaded hole in the end of the shaft being monitored .

A wide range of pulses per revolution are available together with AC and DC electrical outputs.

SSE - STAINLESS STEEL BODY

APPLICATION EXAMPLE:



FOR MONITORING:

- Speed
- Distance
- Direction
- Belt slip
- Shaft stopped
- Underspeed
- Overspeed
- Plant Start/Stop sequencing

FEATURES:

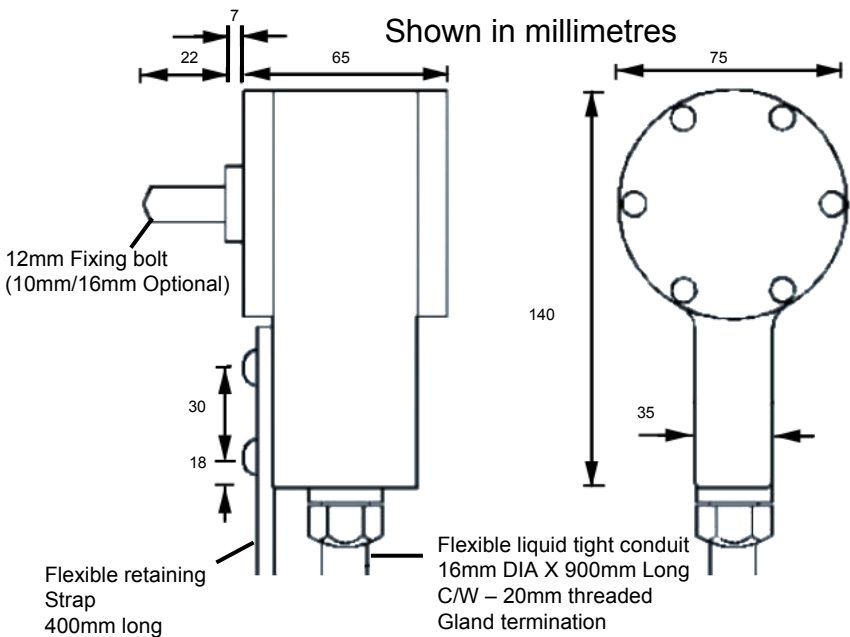
- Stainless steel 304 solid body housing CNC machined
- Totally self contained, Ultra Heavy Duty (no guards required)
- Maintenance free for maximum reliability
- 1 to 1000 pulses per revolution
- Multiple outputs AC/DC – supply voltages 2/3 wire
- Simple ease of fitting-single 12mm fixing bolt (1/2, 5/8, UNC, 16mm, hollow shaft optional)
- Environment ingress-IP67
- 25 to +70, 100, 125, 150 deg Celsius versions available



NEW! Also available with Brad® Quick Connect/Disconnect range of receptacles



Dimensions and Installation Information



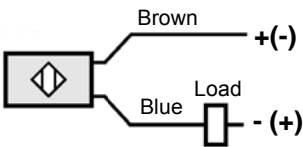
Type SSE stainless steel	
Body material	304 (316 stainless steel optional)
Fixing – end of shaft	M12 (standard) – ½", 5/8" UNC, M16 optional
Bearings	Sealed for life – Steel – 6205 – 2RS (Optional) – Stainless steel – Polymer moulded oil
Maximum operating speed	10,000 RPM
Temperature	-25°C to +70,100,125,150°C
Ingress rating	IP67
Electrical outputs	See table below

Available Pulse Rates (PPR)

1,2,4,5,6,8,10,12,16,20,30,32,40,50,60,100,120,180,240,250,260,300,360,500,1000 (Dependent Upon Output Type)

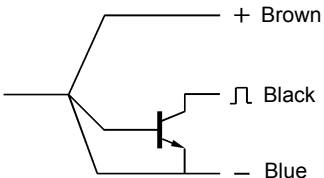
Electrical Outputs

Type Z (2 Wire Non Polarized) 10-30Vdc



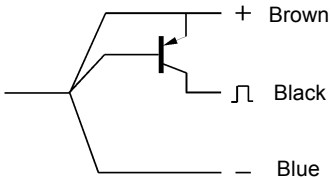
Max frequency = 1500Hz

Type E (N.P.N) 10-30Vdc Current sink



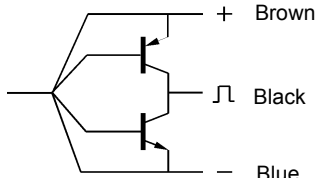
Max frequency = 600Hz

Type E2 (P.N.P) 10-30Vdc Current source



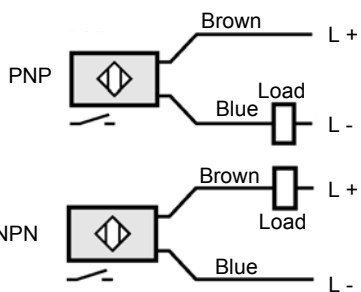
Max frequency = 600Hz

Type E3 (N.P.N + P.N.P – 3 wire) 10-30Vdc Bi-polar – Current sink/source



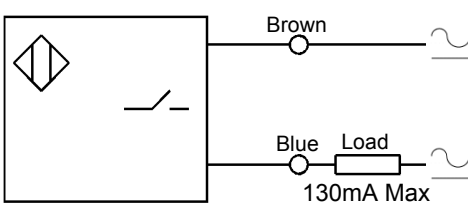
Max frequency = 1000Hz

Type E4 (N.P.N + P.N.P. - 2 Wire) 10-30Vdc Bi-polar – Current sink/source



Max frequency = 1300Hz

Type W 20-240V AC/DC 50/60Hz (1 to 30 PPR only)



Note
Minimum operating current = 5mA

Max frequency = 25Hz (AC) 1000Hz (DC)

Type N (Namur) 8-2 Vdc (1KΩ) Intrinsically safe circuits

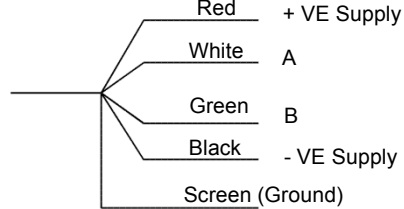
The voltage and current characteristics of NAMUR sensor outputs are so low that they can be safely used in explosive environments. The power limitation is implemented in the corresponding equipment. This means that the circuit containing a NAMUR proximity sensor is only intrinsically safe if it is supplied via a corresponding isolating amplifier. Contact Rotech Systems for details of amplifiers available.



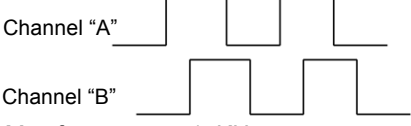
7.5 – 30 Vdc when used outside hazardous areas

Max frequency = 2000Hz

Type E3 Q (Quadrature) 10-30Vdc

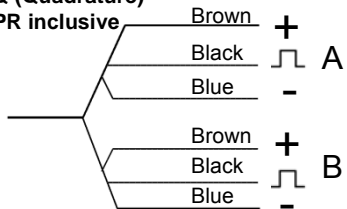


CH "A" Leads CH "B" for clockwise rotation viewed from shaft end of encoder



Max frequency = 15KHz

Type E2 Q (Quadrature) 1 to 40 PPR inclusive



Max frequency = 600Hz



Tel : +44 (0)151 356 2322 Website: www.rotechsystems.co.uk
Fax: +44 (0)151 356 2437 Email: sales@rotechsystems.co.uk

